

















# Architectural COLOR CHART



## SIGNATURE® 300 Standard Colors KYNAR 500® HYLAR 5000®

			
HARBOR BLUE SR .28 SRI 29	COLONIAL RED SR .34 SRI 37	MEDIUM BRONZE SR .33 SRI 36	PACIFIC BLUE SR .29 SRI 31
			
SNOW WHITE SR .65 SRI 79	SLATE GRAY SR .37 SRI 41	ALMOND SR .63 SRI 76	MIDNIGHT BRONZE SR .29 SRI 31
			
EVERGLADE SR .33 SRI 36	BROWNSTONE SR .47 SRI 54	TUNDRA SR .46 SRI 53	SPRUCE SR .36 SRI 40
			
SCARLET RED SR .42 SRI 47	HUNTER GREEN SR .35 SRI 38	CLASSIC GREEN SR .28 SRI 29	NATURAL PATINA SR .41 SRI 47
			
BONE WHITE * SR .70 SRI 85			



## SIGNATURE® 200 Standard Colors SILICONIZED POLYESTER

		
BURNISHED SLATE SR .28 SRI 29	POLAR WHITE SR .58 SRI 69	CHARCOAL GRAY SR .28 SRI 29
		
RUSTIC RED SR .36 SRI 40	KOKO BROWN SR .28 SRI 29	FERN GREEN SR .28 SRI 29
		
HAWAIIAN BLUE SR .32 SRI 35	LIGHT STONE SR .50 SRI 58	COAL BLACK SR .30 SRI 31
		
SOLAR WHITE * SR .70 SRI 85		

## SIGNATURE® 300 Metallic KYNAR 500® HYLAR 5000®


COPPER METALLIC SR .45 SRI 51

SILVER METALLIC SR .55 SRI 64